

Northland School Parent Survey – 2021, 2022, 2023

Questions in the survey used the Likert Scale (a scale used to represent people’s attitudes to a topic) which asked how much a respondent agrees or disagrees with a particular statement or question.

The scale was:

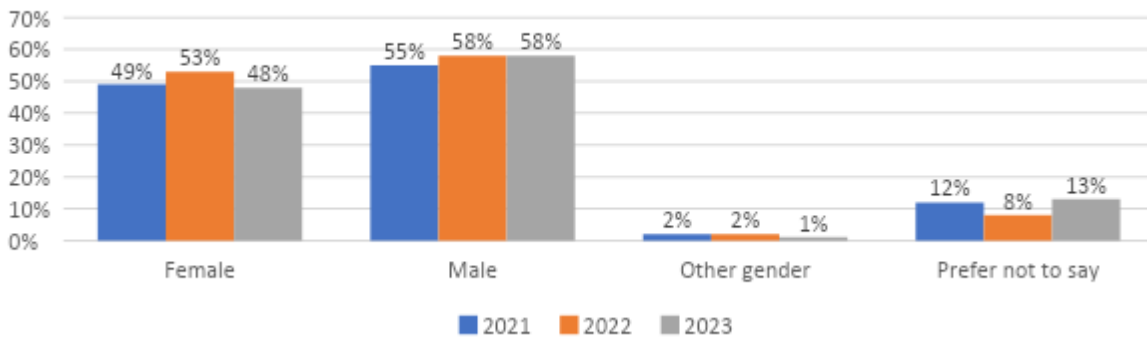
- Strongly agree
- Agree
- Neither agree nor disagree (NAD)
- Disagree
- Strongly disagree
- Do not know (DK)

For the purposes of this report, **strongly agree and agree are grouped together**, as are **strongly disagree and disagree**.

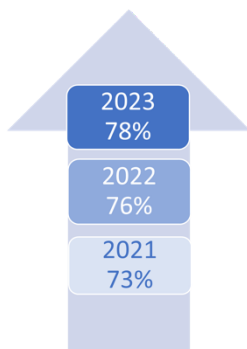
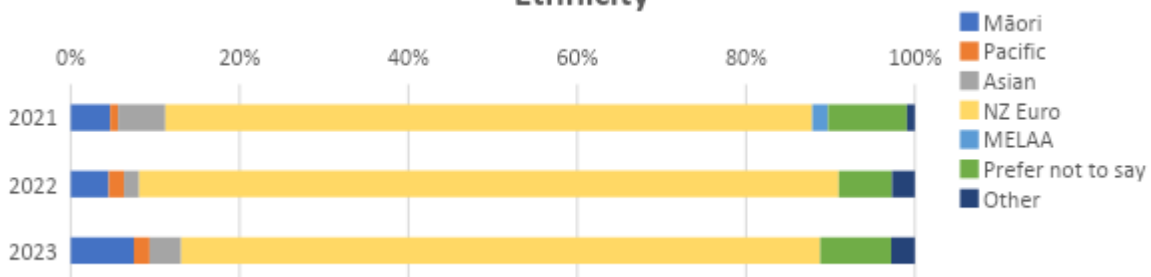
Demographics

| | 2021 | 2022 (Shorter survey) | 2023 |
|--------------------------------------|---|--------------------------|------------------|
| Participants | 132 | 61 | 90 |
| Number of children at school | 1 child – 52% 2 children – 39% 3 or more – 3% | 60% 37% 0% | 53% 37% 4% |
| How long at school – 2 or more years | 78% | 71% | 76% |

Gender
























































Ethnicity



Thinking about all aspects of Northland School, overall, how satisfied are you with your child’s experience? (average)

Ako/Learning

Survey results -

| | | 2021 | 2022 | 2023 |
|---|---------------------------|---|---|------|
| My child enjoys learning at NS | Agree |  84% |  86% | |
| | Disagree |  8% |  6% | |
| | Neither agree or disagree |  8% | | 0% |
| All aspects of learning are supported at NS | Agree |  60% |  68% | |
| | Disagree |  21% |  18% | |
| | Neither agree or disagree |  14% |  14% | |
| Understands how school vision/values incorporated into learning | Agree |  53% |  80% | |
| | Disagree |  13% |  6% | |
| | Neither agree or disagree |  23% |  14% | |
| | Don't know |  6% | | |
| Child learns about Te Reo and Te Ao Māori at NS | Agree |  79% |  90% | |
| | Disagree |  5% |  3% | |
| | Neither agree or disagree |  14% |  7% | |
| Areas of learning difficulty are identified and addressed | Agree |  40% |  53% | |
| | Disagree |  16% |  14% | |
| | Neither agree or disagree |  33% |  23% | |
| | Don't know |  12% |  10% | |
| Child supported to take responsibility for own learning | Agree |  64% |  65% | |
| | Disagree |  8% |  2% | |
| | Neither agree or disagree |  20% |  27% | |
| | Don't know |  8% |  6% | |
| Child is a confident learner | Agree |  68% |  70% | |
| | Disagree |  20% |  11% | |
| | Neither agree or disagree |  12% |  19% | |
| NS supports child to achieve their best | Agree |  60% |  63% | |
| | Disagree |  17% |  15% | |
| | Neither agree or disagree |  20% |  22% | |
| | Don't know |  4% | | |

****red graphs above show a significant growth since 2021**

Survey and focus group feedback –



































































Thank you for the parents who came and participated in the focus groups. The community consultation has been invaluable and we will incorporate into the shaping up of next year's annual plan.

Parents appreciate the school's overall performance, recognizing the inherent challenge of meeting every aspect of a child's learning. They commend the positive learning environment, engaging activities, and learning outcomes. Parents advocate for a clearer focus on supporting children with learning difficulties and stress the importance of enhanced two-way communication between teachers and families regarding a child's learning needs.

Parents advocate for a holistic approach to education, emphasizing the importance of fostering self-independence and responsibility in students. Parents stress the need for frequent progress measurement and reporting, active engagement in children's performance, and the incorporation of learning elements from the classroom into home through structured homework. Parents also support the idea of allowing children to try and fail as a means of building resilience and testing their limitations.

Whanaungatanga/Relationships

Survey results -

| | | 2021 | 2022 | 2023 |
|--|---------------------------|---|---|---|
| Good relationship with teacher | Agree |  80% |  73% |  81% |
| | Disagree |  4% |  5% |  2% |
| | Neither agree or disagree |  15% |  22% |  17% |
| Right amount of communication about learning | Agree |  45% |  55% |  63% |
| | Disagree |  30% |  21% |  18% |
| | Neither agree or disagree |  26% |  25% |  19% |
| Feel confident to engage with teacher about learning | Agree |  85% |  85% |  84% |
| | Disagree |  5% |  10% |  2% |
| | Neither agree or disagree |  10% |  5% |  14% |
| Opportunities to participate at school activities | Agree |  75% |  94% |  95% |
| | Disagree |  6% |  0% |  1% |
| | Neither agree or disagree |  16% |  6% |  4% |
| Parent feels included in NS | Agree |  63% |  73% |  81% |
| | Disagree |  13% |  8% |  2% |
| | Neither agree or disagree |  22% |  19% |  17% |
| Strong sense of community | Agree |  58% |  63% |  73% |
| | Disagree |  18% |  13% |  7% |
| | Neither agree or disagree |  24% |  23% |  20% |
| NS well connected to community | Agree |  54% |  48% |  63% |
| | Disagree |  18% |  17% |  13% |
| | Neither agree or disagree |  23% |  33% |  19% |
| | Don't know |  4% |  3% |  5% |

**red graphs above show a significant growth since 2021

Survey and focus group feedback -

Parents appreciate the school's commendable effort to involve the community in the learning process, making them feel valued. They praise the daily spontaneous communication and the accessibility of teachers for discussions, emphasizing the open-door policy.

Parents emphasize the importance of open and direct requests for engagement and support, advocating for collaboration and mutual support within the school community. Parents express appreciation for communications about their children's progress, enjoying snapshots of learning, and suggest extending similar opportunities to the children. They also value communications about the overall learning environment, encouraging parent support within the classroom and seeking individualized communications about each child's progress.

Oranga/Wellbeing

| | | 2021 | 2022 | 2023 |
|--|---------------------------|------|------|------|
| Child has a strong sense of belonging to NS | Agree | 83% | 82% | 91% |
| | Disagree | 7% | 2% | 3% |
| | Neither agree or disagree | 9% | 16% | 6% |
| Child happy at NS | Agree | 83% | 86% | 88% |
| | Disagree | 8% | 3% | 5% |
| | Neither agree or disagree | 8% | 11% | 7% |
| Child physically safe at NS | Agree | 77% | 84% | 77% |
| | Disagree | 10% | 4% | 12% |
| | Neither agree or disagree | 8% | 12% | 11% |
| Healthy peer relationships encouraged | Agree | 74% | 78% | 77% |
| | Disagree | 6% | 2% | 3% |
| | Neither agree or disagree | 15% | 20% | 20% |
| Child encouraged to take part in physical activity | Agree | 84% | 80% | 87% |
| | Disagree | 5% | 5% | 4% |
| | Neither agree or disagree | 8% | 15% | 9% |
| Child encouraged to take part in cultural activities | Agree | 71% | 70% | 87% |
| | Disagree | 5% | 7% | 1% |
| | Neither agree or disagree | 16% | 17% | 10% |
| | Don't know | 8% | 7% | |
| NS supports my child's wellbeing | Agree | 83% | 90% | 87% |
| | Disagree | 6% | 2% | 5% |
| | Neither agree or disagree | 10% | 8% | 9% |

**red graphs above show a significant growth since 2021

Survey, whānau hui and focus group feedback –

Parents acknowledge the school's commendable efforts and express a need for increased learning support, recognizing the hard work of teachers. They emphasize the importance of continuing to build confident learners and commend the effective use of tools like the zones of regulation and conflict resolution, particularly appreciating the Positive Behaviour for Learning (PB4L) approach. Parents value the weekly focus on values and strategies for emotional regulation. Parents expressed more diverse ways to celebrate success and achievements. Additionally, they seek more support for fostering friendships, teaching social skills, and encouraging self-awareness. Parents advocate for a stronger emphasis on physical activity, including more sports in the curriculum, and call for continued provision of pastoral care to teach children better ways to manage challenging behaviour.

Parents who provided the whanau hui feedback felt the school has made significant effort's in enhancing its incorporation of tikanga Māori through various initiatives such as pōwhiri and kapa haka. A particularly noteworthy achievement is the universal ability of all students to confidently recite karakia and whakatauki. Moreover, there has been a notable increase in the use of te reo Māori among both students and teachers, contributing to the normalization of the language and cultural practices within the school environment which also appears to be extending beyond the school premises, with positive aspects of te reo and tikanga filtering through to students' homes.

Parents feedback that the school has embraced the integration of te ao Māori into various aspects of the curriculum, shaping not only what is taught but also how it is taught across different subjects. A key focus lies in fostering a sense of identity, encouraging all children, irrespective of their cultural background. Furthermore, the concept of being kaitiaki, or guardians of nature, is emphasized, instilling a profound connection with the environment among students.